


TRANSDUCER ELECTRONIC DATA SHEET (TEDS)

FEATURES & BENEFITS

- Sensor with electronic identification inside
- Meets IEEE 1451.4 standard for smart transducer interface
- Plug & play ready
- Contains sensor information and calibration data
- Available on new or existing sensors
- Eliminates potential for data entry error
- Simplifies & reduces setup
- Makes swapping of load cells easy
- Increases safety by making certain that the system has the correct sensors
- Can be used to identify location of sensors
- Improves inventory control of your sensors
- Sensors can be changed out without jeopardizing integrity of system


STANDARD CONFIGURATION



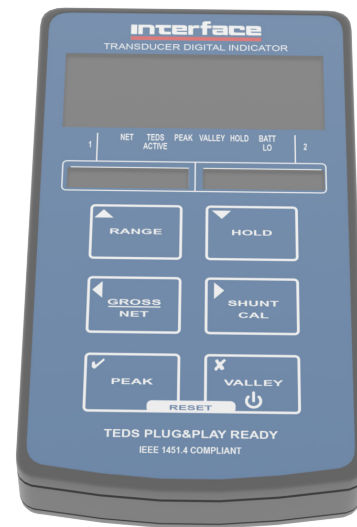
TEDS CHIP (Shown)

IEEE 1451.4 specifies a table of identifying parameters that are stored in the TEDS (Transducer Electronic Data Sheet) template. This template is on an EEPROM inside the load cell or load cell cable that can be accessed by external electronics.

PLUG & PLAY READY INSTRUMENTS



MODEL 9860 - 1 W/9800 - STAND (Shown)



MODEL 9320 - 1 (Shown)



MODEL 9840 - 100 - 1 - T (Shown)

International System of Units (SI) dimensions and capacities are provided for conversion only. Standard products have U.S. capacities and dimensions. SI capacities available upon special request and at an additional cost.