













MOUNTING DETAILS

	Model	Nominal force/ Nominal torque	Dimensions	Material	Measuring platform / Live End			Stator / Dead End		
					Thread	Tightening Torque (Nm)	Cylinder pin Hole (mm)	Thread / Cylinderhead Screw	Tightening Torque (Nm)	Cylinder pin Hole (mm)
	6ADF45	±20N/1Nm	Ø45 mm x 27 mm	aluminium alloy	internal thread 3x M3 depth 5 mm	1.3	Ø1.5 E7 depth 5 mm	internal thread 3x M3 depth 5 mm	1.3	Ø1.5 E7 depth 5 mm
	6A27	±50N/1Nm	Ø27 mm x 25 mm	stainless steel/ aluminium	internal thread 6x M2x0.4 depth 4 mm	0.4	Ø2 E7 depth 4 mm	internal thread 6x M2x0.4 depth 4 mm	0.4	Ø2 E7 depth 4 mm
	6A40	±200N/5Nm	Ø60 mm x 40 mm	aluminium, stainless steel mounting	internal thread 6x M5x0.8 depth 6 mm	5	Ø3 E7 depth 7 mm	internal thread 6x M5x0.8 depth 6 mm	5	Ø3 E7 depth 7 mm
		±500N/20Nm		stainless steel, stainless steel mounting		9			9	
	6A68	±1kN/20Nm ±2kN/50Nm	Ø83 mm x 64 mm	aluminium alloy	internal thread 6x M10x1.5 depth 12 mm	40	2 x Ø6 H7 depth 12 mm	internal thread 6x M10x1.5 depth 12 mm	40	2 x Ø6 H7 depth 12 mm
		±5kN/50Nm ±10kN/500Nm		stainless steel		70			70	
	6A80	±1kN/50Nm ±2kN/100Nm	Ø80 mm x 50 mm	aluminium alloy	internal thread 6x M8x1.25 depth 9 mm	20	2 x Ø5 E7 depth 6 mm	internal thread 6x M8x1.25 depth 9 mm	20	2 x Ø5 E7 depth 6 mm
		±5kN/250Nm		stainless steel		40			40	
	6A110	±4kN/250Nm	Ø110 mm x 60 mm	aluminium alloy	internal thread 6x M10x1.5 depth 10 mm	50	2x Ø6 E7 depth 10 mm	internal thread 6x M10x1.5 depth 10 mm	50	2x Ø6 E7 depth 10 mm
		±10kN/750Nm		stainless steel		70			70	

	Model	Nominal force/ Nominal torque	Dimensions	Material	Measuring platform / Live End			Stator / Dead End		
					Thread	Tightening Torque (Nm)	Cylinder pin Hole (mm)	Thread / Cylinderhead Screw	Tightening Torque (Nm)	Cylinder pin Hole (mm)
	6A130	±5kN/500Nm	Ø130 mm x 80 mm	aluminium alloy	internal thread 6x M12x1.75 depth 15 mm	80	2x Ø8 E7 depth 15 mm	internal thread 6x M12x1.75 depth 15 mm	80	2x Ø8 E7 depth 15 mm
		±15kN/1.2kNm		stainless steel		120			120	
	6A150	±2kN/200Nm ±4kN/500Nm ±10kN/1kNm	Ø150 mm x 90 mm	aluminium alloy	internal thread 6x M12x1.75 depth 14 mm	100Nm	Ø8 E7 depth 14 mm	internal thread 6x M12x1.75 depth 14 mm	100Nm	Ø8 E7 depth 14 mm
		±30kN/3kNm		stainless steel						
	6A154	±50N/5Nm ±100N/10Nm	Ø154 mm x 100 mm	aluminium alloy	internal thread 6x M6x1 depth 8 mm	10	Ø6 E7 depth 8 mm	internal thread 6x M6x1 depth 8 mm	10	Ø6 E7 depth 8 mm
		±200N/20Nm ±500N/50Nm				15			15	
	6A175	±10kN/1kNm ±20kN/2kNm ±50kN/5kNm	Ø175 mm x 110 mm	stainless steel, stainless steel mounting	internal thread 6x M16x2 depth 25 mm	250	2x Ø10 E7 depth 25 mm	internal thread 6x M16x2 depth 25 mm	250	2x Ø10 E7 depth 25 mm
	6A225	±50kN/10kNm ±100kN/15kNm ±200kN/20kNm	Ø225 mm x 140 mm	stainless steel, stainless steel mounting	internal thread 12x M20x2.5 depth 23 mm	500	2x Ø12 E7 depth 23 mm	internal thread 12x M20x2.5 depth 23 mm	500	2x Ø12 E7 depth 23 mm
	6A300	±400kN/40kNm	Ø300 mm x 175 mm	stainless steel, stainless steel mounting	internal thread 12x M30 depth 36 mm	1400	2x Ø16 E7 depth 36 mm	internal thread 12x M30 depth 36 mm	1400	2x Ø16 E7 depth 36 mm